



WE MANUFACTURE

SAFE
VERTICAL TRANSPORTATION

TECHNOLOGY DRIVEN/ QUALITY / CUSTOMISATION

An ISO 9001 : 2000 Certified Company



Experts in Vertical Transportation

Passenger Elevators



LIFTING PERFORMANCE
AND QUALITY TO GREATER
HEIGHTS

An ISO 9001 : 2000 Certified Company



Index

Passenger Elevators - BEACON

The Company

- 04 Company Philosophy
- Our Growth
- Extensive Research and Installations
- Team of Expert Engineers

About Passenger Elevators

- 04 Elevator Safety
- Basic Design Parameters
- Key Design Considerations

Building Types

- 04 -Offices
- Hotels
- Residential Buildings
- Malls and Commercial Complex
- 04 - Appts & Housing Societies
- Hospitals
- Specialised Buildings

Passenger Elevators

- 04 Panaromic Elevators
- Hospital Elevator
- Freight elevator

Elevator With Machine Room
Elevator Without Machine Room

Elevator Cabin Designs

- 04 - Flooring
- Ceiling
- Elevator Calling Buttons

Installations with Pictures
Foreign Collaborations & JV's
Pan India Clientale

- 04 Elevator Safety Guidelines
- Elevator Maintenance
- Indian Standards

Elevators are inherently safe.
Their safety record, that of moving millions of passengers every day, without incident, is unsurpassed by any other vehicle system.

Experts in Vertical Transportation



ELEVATORS AND ESCALATORS
An ISO 9001 : 2008 Certified Company

The Core Philosophy
Making Moving Up -
so Safe that it feels Magical

At Beacon we believe in making the most
Intelligent Vertical Transport system
in which people feel safe and also gives
them a sense of pleasure and style.



Beacon is among the top leaders to set the trend in future
Vertical Mobility enriching lives around the world with the safest and
most reliable and stylish ways of moving people vertically. Through our
constant innovation and deep respect for human development, we aim
to exceed expectations and be rewarded with a smile.

We meet highest of expectations by engaging the talent
and passion of our best engineers who believe there is
always a better way.



ELEVATORS AND ESCALATORS

An ISO 9001 : 2008 Certified Company

We are a company
to the core passionate
about Vertical Motion Technologies
dedicated to the safest and
most reliable solutions possible.

Our Strengths

Beacon Elevator Co. Pvt. Ltd. is fast emerging trusted leader, in vertical motion technologies that enable customers to improve performance while lowering environmental impact.

Beacon is an emerging leader, manufacturer and service provider of elevators, escalators and moving walkways. For architects and contractors, developers and homeowners, Beacon is a leading people mover.

- Personalized service from the point of enquiry handling to order execution to completion.
- Dedicated after sales service and installation team comprising of technically qualified staff & experienced personnel.
- Manufacturing under expert engineers
- Highest Safety Standards are maintained.
- Technologically updated workshop.
- Modern and Stylish Elevator Accessories
- Variety of Elevator Roof and Flooring Designs.
- Total Consultation and Custom Elevator Engineering.

While we manufacture, install, modernize and maintain elevators and escalators, the heart of our business is problem solving. Whether a customer needs a sophisticated elevator system for the tallest building in the world or a simple lift for a two-story home, we are dedicated to providing the safest, most reliable solutions possible.



ELEVATORS AND ESCALATORS
An ISO 9001 : 2008 Certified Company



OUR RANGE

Passenger Elevators
Capsule Elevators
Freight Elevators
Customised Elevators
Power Plant Elevators
Dumb Waiters
Car Lifts

Home Elevators
Hospital Elevators
Hydraulic Elevators
Boiler Elevators
Flame Proof Lifts
Escalators

Experts in Vertical Transportation



ELEVATORS AND ESCALATORS
An ISO 9001 : 2008 Certified Company

Passenger Elevator

The Safe Guaranteed Position Control System


Advanced sensors on the motor rotor movement for high precision real time signal feedback, to achieve in a shaft running car positioning achieve millimeter level precision, achieving almost no difference level. A reliable car displacement memory technology, to ensure that the elevator open door before stopping and leveling safety function.

Earthquake protection function, high tech life inspiration

Through emergency rapid report control operation, early detection to the seismic wave, in a timely manner to the elevator control system output alarm point, so the elevator leveling at closest floor.

Professional Service at special time micro computer group control management.

Our group control system is a high speed network processing central nervous system, it can calculate the building the best elevator operation mode, the system of traffic control performance excellence from parallel "fuzzy alculation" method, the processing system is based on a highly efficient, rapid genetic algorithm.



Standard Functions

Mirror	Full height stainless steel mirror finish panel on rear wall
Key Switch	Key switch for auto attendant or on/off mode as a standard function on elevator incorporated in the car operating panel
Handrail	Stainless Steel Handrail as a standard in rear wall
Closed Loop Control	Closed Loop Control system with direct landing technology for smoothest ride and perfect leveling accuracy
Drive	Frequency controlled PMS Gearless Machine
Door Operator	VVVF Door Operating system with close loop control
Door Panel	Door Panels provided as per E120 elevator standard to sustain fire up to 120 mins as per EN 51 standard (feature not available for framed glass doors)
Door Protection	Full length infrared light curtain provided for safety of passengers & object
Human Interface Device	Stylish touch operated car and hall operating panel with key for Auto / Attendant or On / Off key, light & fan function
Controller	Microprocessor based smart integrated control system with direct landing system
Operation	Full Collective Selective
Direction Indicators	Car & hall operating panel would be equipped with direction and floor indicators for easy facilitation of passengers
Access Control (Optional Feature)	Access Control would be available optional with two systems biometric access control RFID card access control
Duplex / Triples / Group Control (Optional Feature)	Incase of two or more elevator, option of group control can be availed. it avoid repeated elevator parking, reduces passenger waiting time & enhances travel efficiency
Overspeed Protection Device	When elevators speed is more than calibrated speed, the device will automatically stop the motor and activate the car safety to stop the car from moving down and activate the car unintended car movement device to stop the car from moving
Automatic Rescue Device	Automatic Rescue Device will be provided in the elevator, which brings the elevator to the nearest landing incase of power failure
Car Illumination	LED lighting inside the car for Illumination
Power Supply	Ac415 Volts, 3 Phase & 220 Volts, 1 Phase, 50 Hz AC

Machine Roomless Passenger Elevator



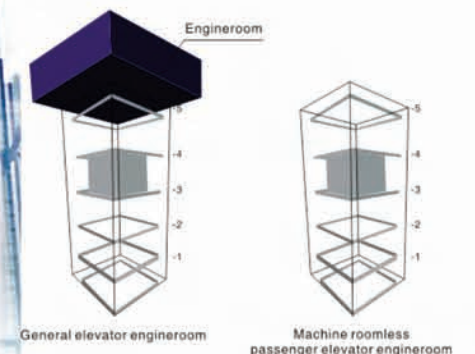
ELEVATORS AND ESCALATORS
An ISO 9001 : 2008 Certified Company

Save upto 40% Energy

Partnering with global leader, Beacon brings a permanent magnetic synchronous gearless traction machine, effectively reduce the energy consumption , can reduce energy consumption 40%, the realization of elevator mainframe maintenance free.

Save upto 10% area of Construction

Room space is just an extension of the elevator shaft, so the construction is convenient, low energy consumption and cost. Compact gearless permanent synchronous machine can provide room for more space , placing the the other control device



Modern Passenger Elevator systems are designed to be more flexible with accurate control, they are efficient and Safe.

New technology adoptions are a combination of new generation of permanent magnet synchronous gearless traction machine and computer control technology.

At Beacon we believe in Safe Elevators

When approaching elevators, follow these guidelines:

- Know your destination.
- Push the elevator call button once for the direction you want to go.
- Look or listen for the signal announcing your car's arrival.
- Stand aside for exiting passengers. Wait for the next car if the arriving elevator is full.
- Don't try to stop closing doors with anything, including hands, feet, canes, etc. Wait for the next elevator. Take the stairs if there is a fire or other situation that could lead to a disruption in electrical service.

When entering and exiting elevators, follow these guidelines:

- Enter and exit carefully. Passengers nearest the doors should move first.
- Once on board, quickly press the button for your floor, and move to the back of the car to make room for other passengers.
- Hold children and pets firmly.
- Stand clear of the doors, keeping clothes and carry-ons away from the opening.
- Push and hold the DOOR OPEN button if doors need to be held open, or ask someone to push the button for you.

When riding on elevators, follow these guidelines:

- Stand back from the doors.
- Hold the handrail, if available.
- Pay attention to the floor indicators and be prepared to exit at your destination.
- If the doors do not open when the elevator stops, push the DOOR OPEN button. If the doors still don't open, ring the ALARM button and/or use the telephone or intercom. Wait until qualified people can assist you.

Tips for Trapped

Protect yourself if the elevator should stop between floors:

- Push or pull the ALARM button to call for assistance.
- Phone for help, if a phone is available. An intercom or hands-free phone may be available. Follow the instructions for their use.
- Do not force open the elevator doors. Do not attempt to leave the elevator.
- Be patient—help is on the way. You are safe and there is plenty of air. So relax and wait for help.



ELEVATORS AND ESCALATORS
An ISO 9001 : 2008 Certified Company



Experts in Vertical Transportation



ELEVATORS AND ESCALATORS
An ISO 9001 : 2008 Certified Company

Home Elevator

Dedicated inverter system, precise control of the elevator running comprehensive approach to improve your experience by ladder, pre-torque function, according to the load information provided by the sensor automatically adjusts the torque to start the elevator, starts to make more natural, comfortable. Gearless sealed bearing without lubrication, the complete elimination of oil pollution, but also eliminates the gear box, bring the noise when the achievement of wonderful home environment.

Cabin Options in SS and PVC Flooring with SS and Acrylic roof and energy saving lighting.



BE-VKS- K10



BE-VKS- K11



BE-VKS- K12



BE-VKS- K15

Proved Technology Gives More Safety Guarantee

Though the advanced performance of safety detection and protection the main controller is well informed about the elevator operation and the situation inside the hoistway. It is adequately to ensure your safety in case of emergency. Unique voltage detecting function is provided. when exceptional voltage fluctuations are detected in power supply, the intellectual control system will give an alarm automatically and reliably start the start protection.

New Concept Electric Home Appliance Leads A New And Fashion Life

Beacon home elevator installation either indoors or outdoors, have no special shaft, no special room, even without a large number of civil construction, like any appliance placement of your home as easy and without any space restrictions. Need is very low maintenance costs.



Home Elevator

Beacon home elevators, adhering to the area of the world's leading private elevator technology, classic design heritage of the international fusion of artistic, practical and integrated with the times, and villas, private luxury high-level taste is very consistent.



Villa Elevator

Elegance Comfort Safe



BE-BR-C K005



BE-BR-C V001



BE-BR-C V003



BE-BR-C V006




BE-BR-C V004



BE-BR-C V005

Villa Elevator

We promise our overall safety measures to ensure the passenger's safety. our villa elevator series adopt trouble self - resue, power failure self - resue and emergency calling systems to enhance the quality of your villa life in the safety field



MRL(MACHINE ROOMLESS) & WITH MACHINE ROOM PASSENGER ELEVATOR

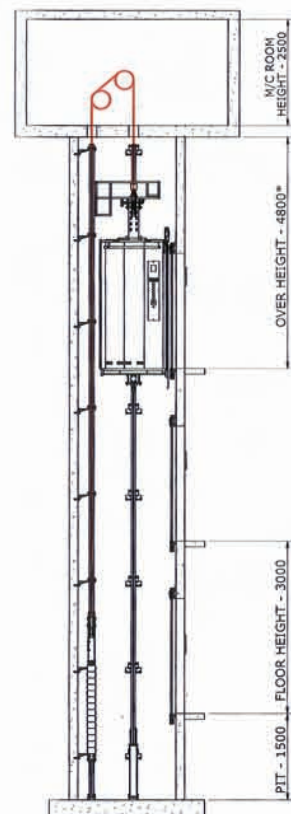
Our sales and services is fast, efficient and excellent technology deployment.

The satisfaction of customer is the highest goal.

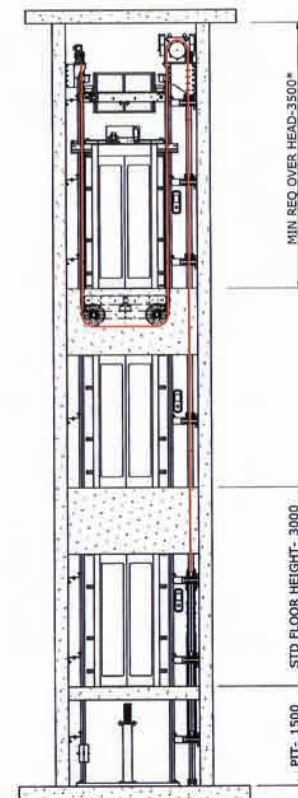
Depending on site and customer requirement, we suggest possibility of hydraulic MRL, Geared and Gearless Machine with Machine Room and Gearless Machine MRL Lift.

Beacon elevator is fast, safe and comfortable.

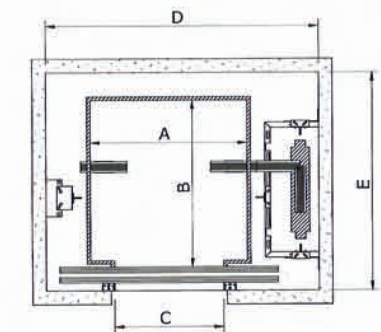
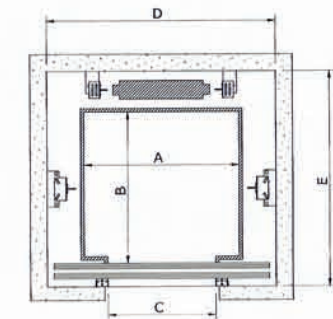
Beacon offer variety of styles in lift for car to match the difference architectural styles perfectly.



With Machine Room



Machine Room Less



DETAILS OF PASSENGER LIFT GEARED MACHINE & GEARLESS MACHINE & WITH MACHINE ROOM

NO. OF PERSONS or Kg	CAR DIMENSIONS (MM)		DOOR OPENING C	SHAFT DIMENSIONS (MM)	
	A	B		D	E
AUTODOOR CENTER OPENING LIFT(SINGLE SIDE OPENING)					
6	1300	1000	700	1650	1450
8	1400	1100	800	1950	1750
10	1400	1350	800	1950	2000
13	1600	1400	900	2200	2050
18	2000	1500	1100	2600	2150
21	2000	1700	1100	2600	2350

DETAILS OF PASSENGER LIFT GEARLESS MACHINE WITH MACHINE ROOM (MRL)

NO. OF PERSONS or Kg	CAR DIMENSIONS (MM)		DOOR OPENING C	SHAFT DIMENSIONS (MM)	
	A	B		D	E
AUTODOOR CENTER OPENING LIFT(SINGLE SIDE OPENING)					
6	1000	1300	700	1450	1650
8	1100	1400	800	2200	1900
10	1350	1400	800	2250	1900
13	1600	1400	900	2500	1900
18	1800	1700	1100	2700	2150
21	2000	1700	1100	2900	2150

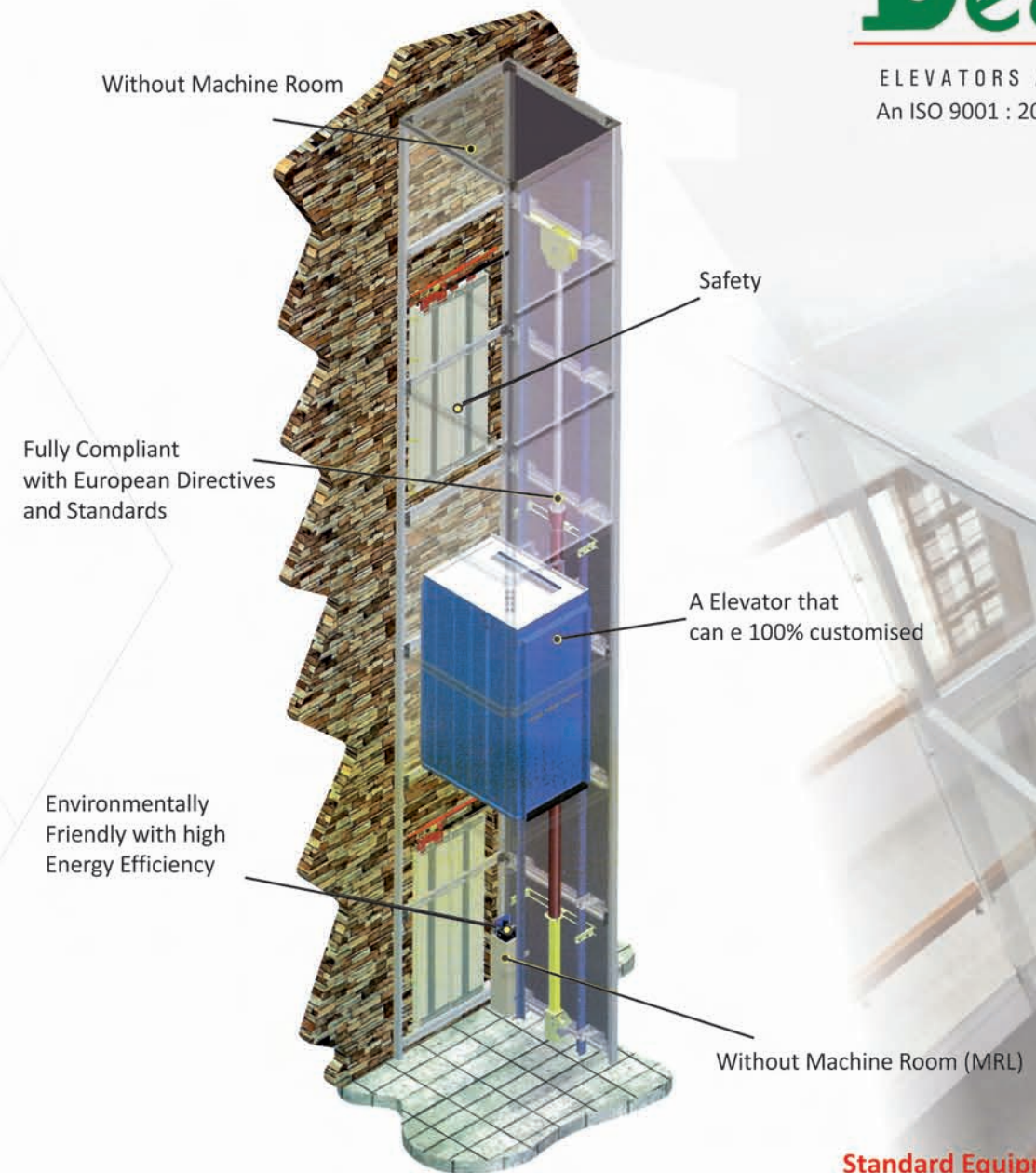
HYDRAULIC ELEVATOR MACHINE ROOMLESS

Advantages and Features of Home Lift

Comfort	The only Home Lift in the market with an MRL solution (Machine Room Less) with NGV electronic valve and with bio degradable eco fluid Available with adjustable speeds. Max. speed up to 0.3 m/s (optional). Caution: Speed > 0.15 m/s only possible outside the European Community.
Accessibility	It eliminates architectural restrictions
safety and fully compliant with the standard	Double integrated safety device as standard, complies with the machine directive 2006/42/EC, meeting EN81-70 standards (accessibility) Incorporated automatic return to floor
Available motors and voltage	Single - phase and three - phase
Self - supporting structure(optional)	Easy to install
Shaft	Up to 69% of the space can be used
High energy efficiency	Low energy consumption (in compliance with the Kyoto Protocol) the used energy is like that of 230V standard household appliance
Flexibility	It can be 100% customized Adaptable to each customers requirement: -Wide range of doors available , power -operated, hinged semi -automatic, manual landing doors with the same finishes as the apartment door, etc. -Wide range of aesthetic finishes

Home Lift Features

suspension	2:1
payload	250Kg - 320 Kg - 400Kg
Max.no of passengers	5
Max.no of stops	5
Max. travel	14m
Max. speed	0.15m/s*
Motor power	1.5-2.6 KW
Min. pit	150mm
Min. headroom	2500mm (without car door); 2700mm (with car door)
Lift car(standard sizes)	(width670:1400mm; (depth)700:1400mm
Cabinet(optional)	Sizes: 700 x 400 x 1500 mm (Length x Width x Height)
Energy efficiency	The used energy is like that of the most common household appliances
Ecology (optional)	Eco - fluid
Standard	Machine Directive 2006/42/CE(safety)-EN- 81.41(accessibility)



MRL(MACHINE ROOMLESS) & WITH MACHINE ROOM PASSENGER ELEVATOR

Our sales and services is fast, efficient and excellent technology deployment.

The satisfaction of customer is the highest goal.

Depending on site and customer requirement, we suggest possibility of Hydraulic MRL, Geared and Gearless Machine with Machine Room and Gearless Machine MRL Lift.

Beacon elevator is fast, safe and comfortable.

Beacon offer variety of styles in lift for car to match the difference architectural styles perfectly.

Standard Equipment

- Hydraulic Power Unit
- Mechanical Equipment
- Electrical Equipment
- Landing Doors
- Control Panels





ELEVATORS AND ESCALATORS
An ISO 9001 : 2008 Certified Company

Panoramic Elevator

Digital Variable Frequency Technology

Speed can be adjusted, reduce vibration
to elevator, strict and effective control of noise.



Gorgeous Display & Elegant Feel

New technologies are continuously developed to provide
better operation enjoyment for the user and make the
user feel sense of integration from sense and touch.



Well Designed Comfortable and Safe

Continuous result of Research and Development, the
Panoramic Elevators are a sight to watch yet completely safe.
New Techniques and technologies are deployed making vertical
traveling an experience altogether different.

Panoramic Elevator

Grace your buildings with the elegant Panoramic Elevators, enjoy outside landscape, widen the passenger's field of vision. Beacon Capsule Elevators give the building character and vitality. No matter whether outside or inside panoramic elevators can become a focus of attention giving passengers a chance to enjoy architectural styles or the surrounding landscape. These are angled, semicircular, cut based depending on building requirements.

Hospital Elevator

Resistance to Magnetic interference
and better suits the modern medical applications

For the ever changing modern medical scenario, control systems can be used effectively within a variety of sophisticated equipment, the building layout and electromagnetic interference between the elevator signal and eliminate pollution of the elevator to meet the modern health care system.

Group Control System, intellectual
elevator dispatch

Centralised multi- elevator contro system using the best method to calculate the elevator at all times to respond to call signals with the fastest speed. Improve the efficiency of the elevator operation and reduce patient waiting times to meeting the special needs of the hospital.

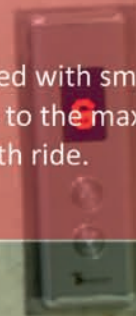
Special functions for the handicapped
fulfill equal carrying in a harmonious space

- Special customized features are added to the elevator car to meet the specific need of the handicapped patients.
- Some of the features could be Braille engravings on the button.
- Can easily carry wheel chair, stretcher & people in atmost comfort.
- Easy hand grips etc.



Hospital Elevator

Hospital Elevators are specially designed with features to accurately control the lift running speed with smooth and comfortable operation. Beacon optimizes the car structure and satisfies the customer demands to the maximum. It provides patient and passengers adequate space and comfort of movement, a jerk free smooth ride.



Freight Elevator

The multiple door opening modes

In order to satisfy different entry/exit requirement from vast users, we offer four door opening modes of side opening, center opening to double folded door, one way door opening, opposite door opening. It can flexibly match with the factory, warehouse, department store, shopping center, housing property management center etc.



Easily merges with vast constructions

Beacon machine roomless freight elevator elevator only needs a wall without machine room. It brings about more design freedom to vast buildings

Easy and effective installation

Easy installation is vital for freight transport in the elevator application. Beacon machine roomless freight elevator provides the customers with easy and effective installation plans. It ensure normal progress of the construction projects.

New generation variable frequency voltage regulation and speed governor technology


It is of the remarkable energy saving environment protection, comfortable travel, maintenance free, low noise and small bulk



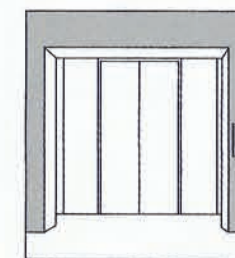
Freight Elevator

Beacon Freight Elevator are unique because of its exceptionally long service life, effective and energy-saving operation and loading, latest technology interface, steady and reliable performance. In addition, it is finest goods transport tool. A loading giant that can release more and more cargo pressures for you. Beacon brings to you a freight elevator you need, with a wide load range from 500kg to 15000 kg. We can always create more and more values for you by its most outstanding performance.

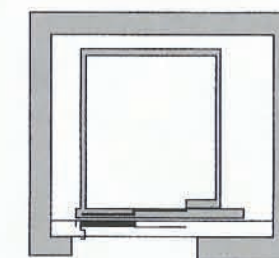
Beacon freight elevators apply micro-computer control technology. It uses high intensity car that have been designed and manufactured by section materials. It can transport the freight under various awful conditions. Beacon freight elevators carries out the current national standards such as "Elevator Manufacture, Installation Safety Standards" etc. Beacon freight elevators is your ideal choice in the factory, warehouse, departmental store, shopping center, housing property management center etc because of its safe, durable and reliable properties, high structural strength, smooth operation, large door opening distance, high cost performance and so on.



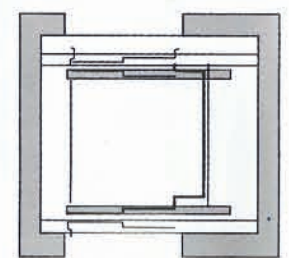
Two Panel Sliding Door



Center Opening & Double Door



Single Way Door



Double Way Door

Machine Room less Freight Elevator

Beacon freight elevator are convenient in performance and are reliable. They are safe and require nominal maintenance. It fulfils a qualitative leap in aspects of the signal transmission and running control.

Key Features

Stable and reliable system
Lower noise
Smoother running
More accurate leveling
High speed running capabilities
Expansion interface ensure to satisfy the special requirements from broad users.
Floor extension capability

41.3% of Tested Power Saving Rate and 28%
of actual Power Saving Rate

Low Noise

Green Environment
Protection

Space Saving

Stable and Reliable

Effective and Energy
Saving



Landing Door Options



Side Opening Standard



Two Fold Center Opening



Center Opening

Floor



Crash barrier of elevator cabin



Black plastics

Stainless Steel



Wooden

Ordinary checker
steel plate(standard)



Stainless steel checker
steel plate(standard)



We specially provide rapid, convenient and economic vertical transport means of diets, beaverages, dinnerware, money, files, books and so on. Dumbwaiter elevators are widely used in hotels, libraries, laboratories, office buildings, banks, residential villas and other places.



S.S Vertical Bi-parting Door



Table type



Window type



Ground type



S.S Swing Door

DUMB - WAITERS

A small freight elevator is often called a Dumb- Waiter or a small box elevator designed for carriage of lightweight freight is called a Dumb -Waiter, often used for moving of small items such as dishes in a kitchen or books in a multistory rack assembly. Passengers are never permitted in dumbwaiters. Dumb-Waiters are generally driven by a small electric motor with a counterweight and their capacity is limited to about 250 kg. They may also be drum operated using a roped pulley.

Dumb-Waiters are used extensively in the restaurant business (hence the name) and may also be used for lifting books in libraries, to transfer goods and articles in a house, to transfer equipments in a hospital or to transport mail or similar items in an office tower.

Beacon Dumb-Waiters handle 100 to 250 kg. At speeds 0.25 to 0.50 mps. The choice of the control system depends upon the number of floors served and the intensity of service required. Different types of control offered include call and send and multi-button systems.

Among other optional features available are two speed control with ACVVVF drive, signals to indicate car location and audio- visual signals to indicate car arrival and a removable shelf.

Apart from the standard sizes it can also be customised according to the client's requirement.

Space Requirements

LOAD	SPEED	CAR-INSIDE			ELEVATOR - WELL & MACHINE -ROOM		ENTRANCE	
Kg.	mps.	A	B	H	C	D	E	H
100	0.50	700	700	800	1200	900	700	800
150	0.50	800	800	900	1300	1000	800	900
200	0.25	900	900	1000	1400	1100	900	1000
250	0.25	1000	1000	1200	1500	1200	1000	1200

Note:- Entrance width 'E' is based on assumption of provision of vertical bi-parting doors(no car door is normally provided)

Note:- In case of Swing Doors civil entrance openings to be left as E + 100 and H + 100.

REFER BEACON DETAILED DRAWING FOR ADDITIONAL INFORMATION

ALL DIMENSIONS ARE IN MM.

Automobile Elevator



Automobile Elevator

Beacon Automobile elevators give a full use of the years automobile manufacture technology from Japan Meilun company. It applies the highly well developed variable voltage, variable frequency control technology, precise speed governor control. It avoids noise and car shake due to enlarged burden of traction system because of uneven encountered force to the car. It optimizes the characteristics of this series to the greatest extent.

Special Display System

Special circuit control and display system is convenient for the drivers inside/ outside the car.

Safety Guide Device

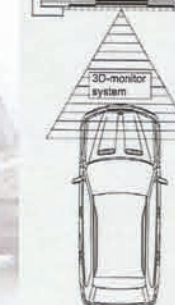
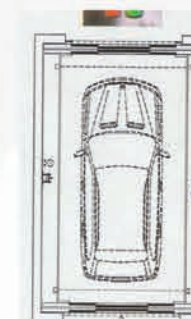

Safety guide device sets in the car ground to ensure fine security of both the car and the elevator.

Dual Operation Button Box (standard)

There are two operation box buttons in the car. therefore the driver can operate the elevator in the car without stepping out of it.

Front /rear Door Opening Are Available

The elevator car sets front/ rear door opening which is more convenient for the safety sector and for the cars to enter into/exit from the elevator cars.



Options:

- * Winterization - Floor prepared for winter climate with collection of snow and water below the floor
- * Radio transmitter - Call the lift easy from the car with a remote control



3 D Light Curtain

Safety equipment with infrared sensors, which stops door closure by detecting the car presence upto 0.5m.

Passenger Elevator Cabin Car Decoration and Designs



BE-MLJ18



BE-MLJ18



BE-MLJ18



Landing Door



BE-MLJ18



BE-XR-P08



BE-ML-J14



BE-ML-J16



BE-MLJ36



BE-MLJ34



BE-MLJ37



BE-MLJ35

Capsule Elevator Cabin Designs



BE-XR-P15



BE-ML-Y01



BE-ML-Y07



BE-ML-Y08



BE-ML-F01



BE-ML-Y10



BE-XR-G10



BE-ML-Y11



BE-XR-G09



BE-ML-Y13



BE-C-01A



BE-ML-Y12

HOSPITAL ELEVATOR



FREIGHT ELEVATOR



BE-XR-P15



BE-XR-P16



BE-XR-P17

Passenger Cabins




BE-XR-P11




BE-XR-P12



BE-XR-P13



BE-XR-T03



BE-XR-T04



BE-XR-T05



BE-XR-T16


Landing Doors



BE-XR-T13



BE-XR-T17




BE-XR-T23



BE-XR-T19

Landing Doors



BE-XR-T07



BE-XR-T08



BE-XR-T09



BE-XR-T12

Elevator Roof Decoration



BE-CL- 04



BE-CL- 04



BE-CL- 04



BE-CL- 04



BE-CL- 04



BE-CL- 04



BE-CL- 04



BE-CL- 04



BE-CL- 04



BE-CL- 04



BE-CL- 04



BE-CL- 04



BE-CL- 04



BE-CL- 04



BE-CL- 04



BE-CL- 04



BE-CL- 04



BE-CL- 04

Ceilings - Comes in Stainless Steel,
Acrylic Craft Arched Board
and Energy Saving Lights



ELEVATORS AND ESCALATORS
An ISO 9001 : 2008 Certified Company



BE-CL- 04



BE-CL- 04



BE-CL- 04



BE-CL- 04



BE-CL- 04



BE-CL- 04



BE-CL- 04



BE-CL- 04




BE-CL- 04



BE-CL- 04



BE-CL- 04



BE-CL- 04



BE-CL- 04



BE-CL- 04



BE-CL- 04



BE-CL- 04




BE-CL- 04



BE-CL- 04

Elevator Floorings



Human - Machine Interface



ELEVATORS AND ESCALATORS
An ISO 9001 : 2008 Certified Company

Elevator Display



Operating panels



Why Beacon Lifts are superior than Competitors?

At Beacon we strive on more than three decades of experience in elevator technology with the mission of providing safe ride to millions of passengers, top management is constantly traveling to establish technological ties with global partners.

Here we can boast of world's best components right at your door step without adding any extra cost to your elevator.

Our Technology Partners include

1. Wittur - Germany for elevator doors.
2. Fermat Spain for doors.
3. Torin Drive International - North America for Machines
4. Montonghi - Italy for Machines
5. Weco - Canada for Door Sensors
6. Mik-el Elektronik - Turkey for controllers
7. GMV Italy for Hydraulic Elevators, Piston and Power Pack
8. Kiswire - Korea for ropes
9. Microtherm - Europe for Cables
10. Hening - Germany for overload



Our Technology Partners give us the Lead which has made us earn the trust of thousands of customers Pan India as well as globally.

Few Site Images

